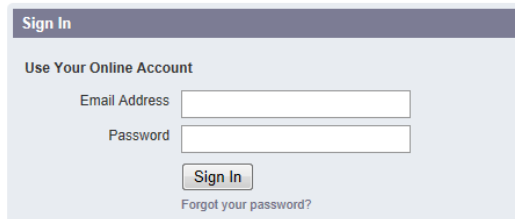


How to change your email address and account information.

To change your account information for Acorn TV and Acornonline.com shopping please start by signing into your current account:

- Go to : <http://acornonline.com/signin.aspx> and sign into your current account:



Sign In

Use Your Online Account

Email Address

Password

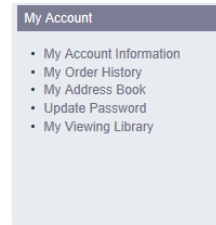
[Forgot your password?](#)

- If you have forgotten your password follow the instructions in the “Forgot your password?” link.
- Update you’re “My Account Information” and click “Update Account”

My Account Information

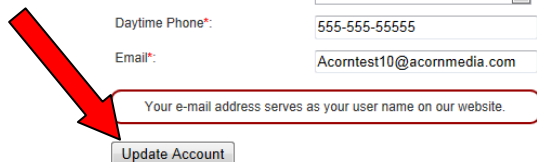
This account is recognized as an Acorn Premium Club Member. You will receive Free Shipping on all orders.

First name*:	<input type="text" value="Acorn"/>
Last name*:	<input type="text" value="Testing"/>
Company:	<input type="text"/>
Street Address*:	<input type="text" value="123 1st St"/>
Street Address(cont.):	<input type="text"/>
City*:	<input type="text" value="Anytown"/>
State/Province*:	<input type="text" value="Maryland"/>
Zip*:	<input type="text" value="12345"/>
Country*:	<input type="text" value="United States"/>
Daytime Phone*:	<input type="text" value="555-555-5555"/>
Email*:	<input type="text" value="AcornTest10@acornmedia.com"/>



My Account

- My Account Information
- My Order History
- My Address Book
- Update Password
- My Viewing Library



Your e-mail address serves as your user name on our website.

- If you need to change your password click “Update Password” on the right side menu. Then fill in all of the fields and click “Update Password”

Update Password



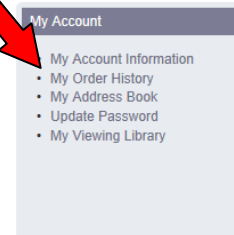
Sign In (e-mail address)

Current Password (required to make changes)

New Password: (5-15 characters)

Re-enter New Password

Password Reminder (Hint)



My Account

- My Account Information
- My Order History
- My Address Book
- Update Password
- My Viewing Library

If you have problems with this process please send an email to acornTV@acornmedia.com